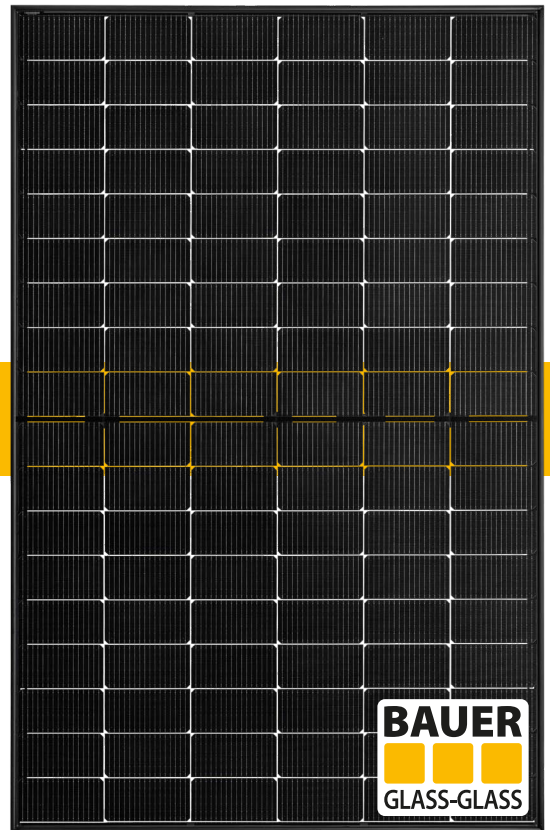




GENERATION N-TYPE M10

BAUER SOLARTECHNIK GLASS-GLASS PURE BS-108M10HBT-GG 435 - 445 W

BIFACIAL GLASS-GLASS HALF-CELL MODULE - TRANSPARENT

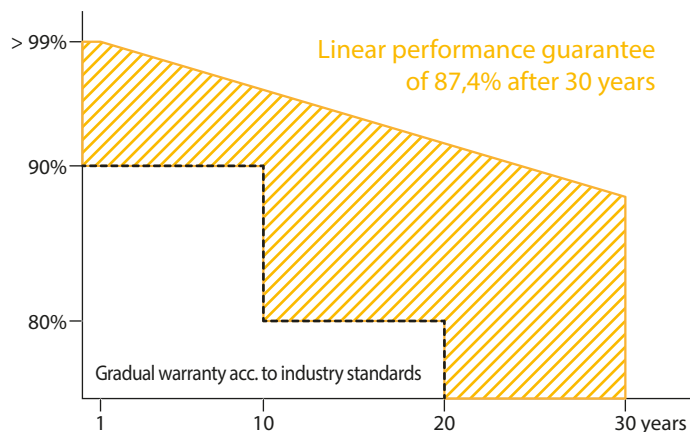


engineered & designed in
GERMANY



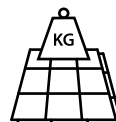
BAUER guarantees a minimum performance value of 87,4% after 30 years for the glass-glass solar modules.

A comparison of BAUER glass-glass solar modules performance guarantee to conventional glass-foil modules according to industry standards:



FIRE CLASS A

Maximum fire protection through double glazing according to the highest security requirements



STABILITY & DURABILITY

2 x 2 mm tempered anti-reflective solar glass: dirt-repellent, scratch-resistant, durable and shock-proved



BIFACIAL N-TYPE TOPCON HALF-CELLS

Up to 30% increase in yield through bifacial cells active on both sides and a transparent backside



GERMAN GUARANTOR

If necessary, it is guaranteed that a German company takes over any claim settlements



PERFORMANCE GUARANTEE

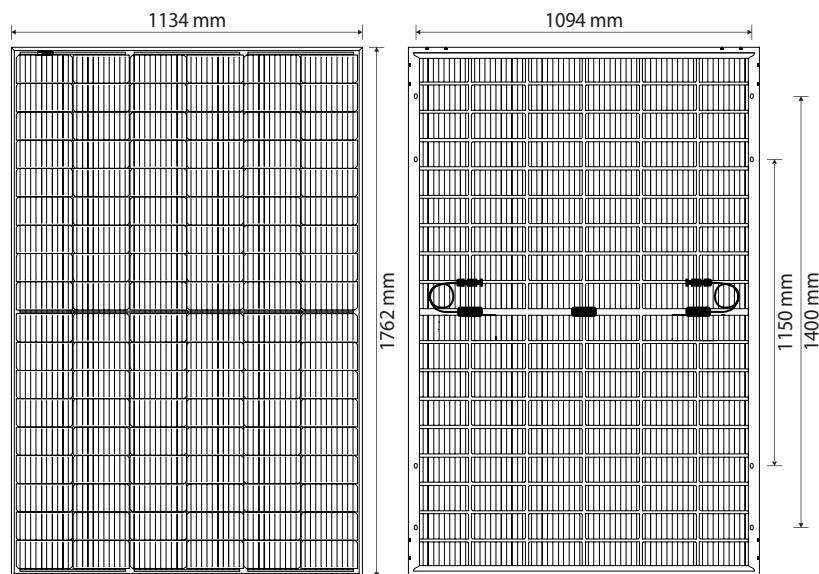
30 year warranty and a linear performance guarantee over a period of 30 years



REINSURANCE COVERAGE

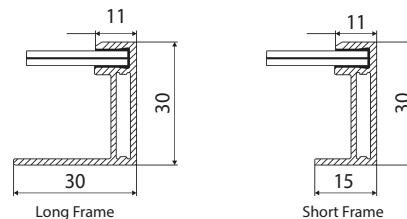
BAUER is reinsured for 30 years of the product's performance guarantee

DISTRIBUTION



BAUER SOLARTECHNIK GLASS-GLASS PURE

BS-108M10HBT-GG 435 - 445 W



WARRANTIES¹

- 30 years product warranty
- 30 years performance guarantee

PHYSICAL SPECIFICATIONS

Module dimensions	1762 x 1134 x 30 mm
Weight	24,5 kg
Frame	Anodized aluminium alloy (black)
Frontside	Premium Protect anti-reflection glass, 2 mm
Embedding material	EVA
Backside	Premium Protect anti-reflection glass, 2 mm
Solar cells	108 monocrystalline N-type bifacial half-cells
Bifaciality	80 % ± 5 %
Junction box(es)	IP68, 3 bypass diodes
Cable & connector	1x4 mm ² , 1300 mm, Stäubli MC4/EVO2A

OPERATING CONDITIONS

Operating temperature	-40 to 85°C
Static load	5400 Pa (snow/wind)
Hail test	HW3 Ø 30 mm at ~ 24 m/s

CERTIFICATION

IEC 61215, IEC 61730, Fire class A acc. IEC 61730-2
IEC 61701 (Salt mist), IEC 62716 (Ammonia)

PACKAGING

Modules per pallet	36
Pallets/modules per truck	26/936

ELECTRICAL CHARACTERISTICS²

		BS-435-108M10HBT-GG	BS-440-108M10HBT-GG	BS-445-108M10HBT-GG
Maximum power	P _{max} (W)	435	440	445
Power output tolerance	P _{max} (%)	0 ~ +3	0 ~ +3	0 ~ +3
Open circuit voltage	V _{oc} (V)	39,20	39,40	39,60
Short circuit current	I _{sc} (A)	13,83	13,90	13,97
Voltage at maximum power	V _{mpp} (V)	32,64	32,84	33,04
Current at maximum power	I _{mpp} (A)	13,33	13,40	13,47
Module efficiency	η _m (%)	21,80	22,00	22,30
Bifaciality performance increase*	10 % P _{mpp} (W)	479 (+44)	484 (+44)	490 (+45)
	20 % P _{mpp} (W)	522 (+87)	528 (+88)	534 (+89)
	30 % P _{mpp} (W)	566 (+131)	572 (+132)	579 (+134)
Nominal operating cell temperature	NOCT (°C)	42 +/- 2/°C		
Temperature coefficient of Voc	T _k (Voc)	-0,25 %/°C		
Temperature coefficient of I _{sc}	T _k (I _{sc})	+0,048 %/°C		
Temperature coefficient of P _{mpp}	T _k (P _{mpp})	-0,29 %/°C		
Maximum system voltage DC (TÜV)	(V)	1500		
Maximum series fuse rating	(A)	30		

¹Nominal value is specified in the written warranty conditions. A possible light-induced degradation in performance is not taken into account. ²Values under Standard Test Conditions (STC): air mass 1,5 AM, irradiance 1000 W/m², cell temperature 25°C. STC measuring tolerance: ±3 % (P_{max}), ±10 % (V_{max}, I_{mpp}, V_{oc}, I_{sc}). The beneficiary under the reinsurance policy is solely BAUER Solar Engineering GmbH. Please contact us to get information on how this insurance coverage benefits you as a customer. Note: please read the safety instructions and installation manual before using this product. Subject to change. © 2024 BAUER Solar Engineering GmbH. V4. Effective: 01.05.24

DISTRIBUTION